

A concise synthesis of carpanone using solid-supported reagents and scavengers

Ian R. Baxendale, Ai-Lan Lee and Steven V. Ley*

Department of Chemistry, University of Cambridge, Lensfield Road, Cambridge, UK CB2 1EW. E-mail: svl1000@cam.ac.uk; Fax: +44 (0) 1223 336442; Tel: +44 (0) 1223 336398

Received (in Cambridge, UK) 5th April 2002, Accepted 26th June 2002
First published as an Advance Article on the web 18th July 2002

Polymer-supported reagents have been applied to the synthesis of the natural product carpanone resulting in a clean and efficient synthesis without the requirement for conventional purification techniques. A new polymer-supported transition metal isomerisation catalyst is also reported.

Introduction

The utilisation of solid-supported reagents in chemical synthesis has been shown to markedly improve productivity in many critical aspects of the generation of new chemical entities and complex target molecules. The potential to configure the reactions in both a serial and convergent fashion offers many distinct advantages compared to solid-phase synthesis. In addition the simple removal of spent reagents through filtration enables reactions to be driven to completion through the addition of excess reagents and for lower yielding reactions to be cleaned-up using scavenger resins.

We have previously reported on the use of these concepts in the sequential multi-step synthesis of various natural products using solid-supported reagents and scavengers to effect all the individual steps.¹ As a consequence, no chromatographic purification procedures were necessary and all stages proceeded with simple and rapid optimisation. Here we report in full on the concise preparation of carpanone **2** using these methods and also describe the development of two new solid-supported reagents used in the synthesis.^{2,3}

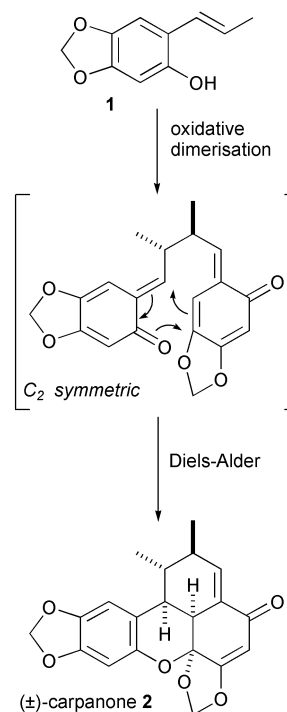
The natural product carpanone **2** was first isolated from the bark of the carpano tree from the island of Bouganville in the Pacific Ocean.⁴ Carpanone is a hexacyclic molecule with five contiguous stereogenic centres, no formal element of symmetry and shows no optical activity. The elegant biomimetic synthesis of carpanone (Scheme 1) was first accomplished by Chapman and occurs through a diastereoselective oxidative dimerization of **1** using PdCl₂ followed by rapid *exo*-selective inverse electron demand Hetero-Diels–Alder cycloaddition.⁵ More recently, Shair and co-workers have synthesised carpanone-like molecules on solid-support using the same biomimetic approach.⁶

Results and discussion

The synthesis begins from commercially available sesamol **3**† which is readily allylated in acetonitrile containing a small quantity of dimethylformamide, using allyl bromide and a polymer-supported phosphazene base (PS-BEMP)⁷ to give the aryl ether **4** in 98% yield (Scheme 2). The product **4** was then subjected to Claisen rearrangement. This was best achieved using a toluene–ionic liquid (1-ethyl-3-methyl-1*H*-imidazolium hexafluorophosphate) biphasic system and heating in a focused

Table 1 Claisen rearrangement of substrate **4**

Microwave at 220 °C	Conversion (%)
3 × 15 min	97
30 min continuous	78
45 min continuous	86
2 + 2 + 2 + 1 + 1 + 15 + 15 + 15 min	85





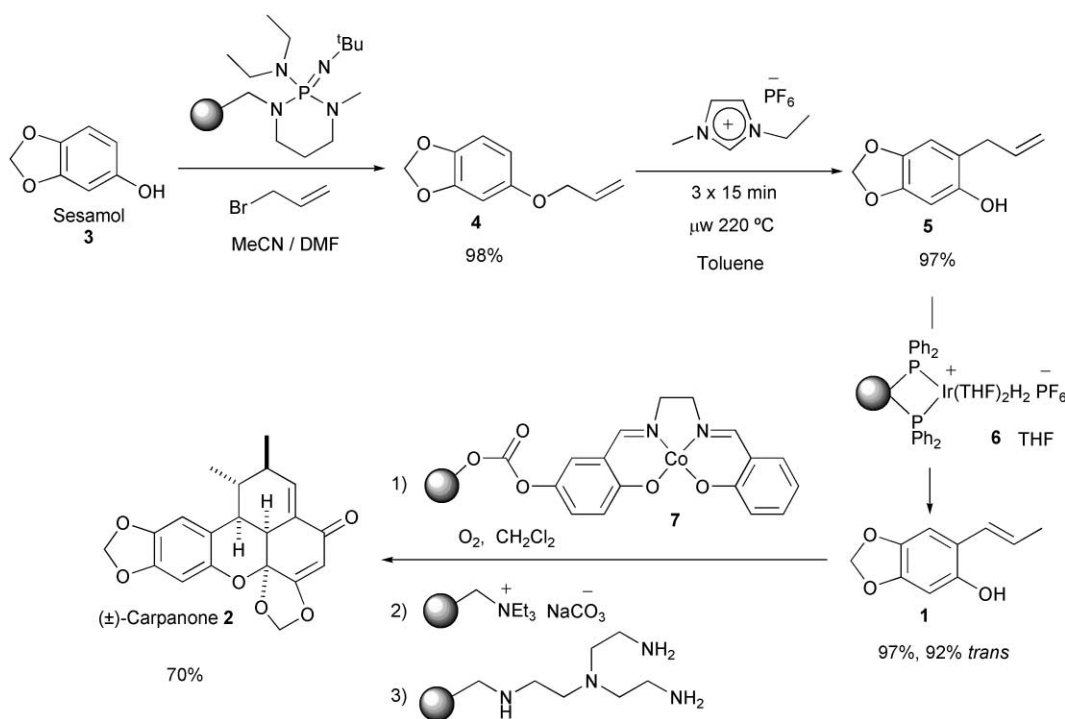
Scheme 1 Synthetic pathway to (±)-carpanone.

microwave well system⁸ (3 × 15 min) at 220 °C. The reaction proceeded smoothly to give **5** in 97% conversion and the ionic liquid was removed by a simple filtration through a plug of silica. It was interesting to note that neither a 1 × 45 min burst nor many short bursts of microwave irradiation at the same temperature (220 °C) managed to give better conversions (86 and 85% respectively, Table 1). However, the reaction was found to be sensitive to concentration. A clean conversion was only obtained with a concentration of ~0.2 mmol ml⁻¹ of substrate in toluene. When the concentration was increased to 0.6 mmol ml⁻¹, the reaction gave a complex mixture of products.

† The IUPAC name for sesamol is 3,4-(methylenedioxy)phenol.

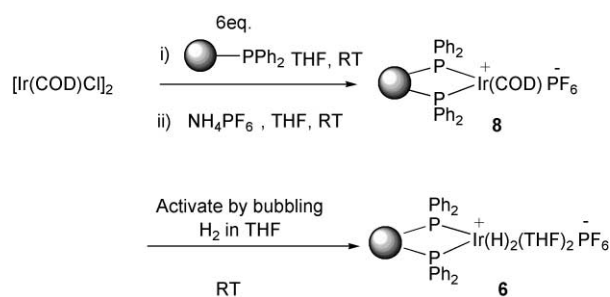
Table 2 Isomerisation of substrate **5** to **1**

Reagents	Conditions	Time	Results
PS-Wilkinson's catalyst	Reflux in THF	24 h	No reaction
PS-Wilkinson's catalyst	Microwave in THF, 100 °C	15 min	No reaction
Wilkinson's catalyst	DABCO, ethanol (eq), reflux	2 h	No reaction
NaOEt–EtOH	Microwave 140 °C	30 min	No reaction
PS–BEMP	Microwave in MeCN 130 °C	30 min	No reaction
TFA	Reflux in CH ₂ Cl ₂	2 h	No reaction
 NMe ₃ ⁺ [RhCl ₄ (H ₂ O) ₂] ⁻	Heat to 80 °C in aq. ethanol	30 min	No reaction
 NMe ₃ ⁺ [RhCl ₄ (H ₂ O) ₂] ⁻	Microwave at 85 °C in aq. ethanol	20 min	No reaction
RhCl ₃ ·nH ₂ O	Ethanol, RT	2.5 h	10% conversion
KO ^t Bu–DMSO	Microwave at 100 °C	15 min	3 : 1 mixture of <i>trans</i> – <i>cis</i> products
Ir(COD)(PPh ₂ Me) ₂ PF ₆	Activated with H ₂ , THF, RT	1 h	85–88% isolated yield, 127 : 1 <i>trans</i> – <i>cis</i> ratio

**Scheme 2** Synthesis of carpanone using polymer-supported reagents and scavengers.

The isomerisation of **5** to **1** proved to be more difficult than initially anticipated. Polystyrene-supported RhCl₃-quarternary ammonium ion pair catalyst,⁹ Wilkinson's catalyst, polymer-supported Wilkinson's catalyst,¹⁰ PS–BEMP and TFA all failed to effect the isomerisation. RhCl₃·nH₂O gave a maximum of 10% conversion while the KO^tBu–DMSO system gave a low 3 : 1 *trans*–*cis* selectivity (Table 2). Felkin's iridium catalyst,¹¹ which is formed by bubbling hydrogen through a THF suspension of [Ir(COD)(PPh₂Me)₂]PF₆, was discovered to be an excellent reagent for this selective transformation. In addition the conditions are mild compared to traditional base induced isomerisations and the *trans*–*cis* ratio was an excellent 127 : 1 for the isomerisation of **5**. We therefore developed a polymer-supported version of the Felkin iridium catalyst.

Scheme 3 shows the synthesis and proposed structure of the polymer-supported iridium catalyst, **6**. A 6 : 1 molar ratio of polymer-supported triphenylphosphine¹² and [(COD)IrCl]₂ was agitated in THF at room temperature for 24 h. Addition of ammonium hexafluorophosphate as a solution in THF and agitation for a further 24 h produced a red polymer with the proposed structure **8**.¹³ Elemental analysis indicated 12.5% iridium, corresponding to a theoretical loading of 0.65 mmol g⁻¹. Hydrogen activation of catalyst **8** produces a chrome yellow polymer of suggested structure **6** which isomerised substrate **5** at room temperature to give an 11 : 1 *trans*–*cis* ratio of **1**. Catalyst **8** was also prepared using a 2 : 1 molar ratio of

**Scheme 3** Preparation of catalyst **6**.

polymer-supported triphenylphosphine and [(COD)IrCl]₂. This batch was found to be less active despite having a higher iridium loading of 1 mmol g⁻¹.

The catalyst **6** was also tested on various aryl allylic derivatives and aryl ethers (Table 3). In general the isomerisation of electron-rich aromatic compounds by catalyst **6** results in products with predominantly the *trans* alkene geometry (entries 1–7). However, electron-poor derivatives (entries 13 and 14) are substantially less prone to rearrangement. Isomerisations of aryl ethers (entries 9–12) also proceeded smoothly, though these were not *trans* selective. However, catalyst **6** may still find an application in allyl ether deprotections where *trans* selectivity is not relevant.¹⁴

Table 3 Isomerisations using reagent **6**

Entry	Substrate	Product ^a	<i>Trans-cis</i> ratio ^b
1			>95% <i>trans</i>
2			>95% <i>trans</i>
3			>97% <i>trans</i>
4			>96% <i>trans</i>
5			<i>trans</i> only
6			>98% <i>trans</i>
7			~92% <i>trans</i>
8			~92% <i>trans</i>
9			Mixture of <i>trans</i> and <i>cis</i> products
10			1 : 1
11			1 : 1
12			1 : 1
13		Recovered starting material with <4% isomerised product	—
14		50% conversion	—
15		Recovered starting material	—

^a Recovered yields are essentially quantitative although ¹H-NMR analysis indicate up to 4% of the hydrogenated alkene product present in small scale reactions. ^b Determined by ¹H-NMR.

In another experiment we determined whether the isomerisations were solely due to **6** or to a species that may have leached into the solution from the support during the course of the reaction. To test this, the reaction with dillapiole ‡ (entry 6) was stopped after 15 minutes of reaction by filtration. Analysis

showed a 60% conversion to the desired product. The filtrate was then allowed to stir for a further 12 h. No further

‡ The IUPAC name for dillapiole is 1-allyl-2,3-dimethoxy-4,5-(methylenedioxy)benzene.

Table 4 Oxidative coupling of **1** to form carpanone, **2**

Entry	Oxidising agent	eq.	TLC monitoring	Yield ^a	Conditions	Solvent
1	PhI(OAc) ₂	1.1		45%	RT	TFE ^d
2	PhI(OAc) ₂	1.1		52%	-40 °C to RT	CH ₂ Cl ₂
3	PhI(OAc) ₂	0.5		26%	-40 °C O/N ^c	CH ₂ Cl ₂
4	PS-PhI(OAc) ₂ (soluble)	~2	Mixture of products	low	RT	CH ₂ Cl ₂
5	PS-PhI(OAc) ₂ (soluble)	~2	Mixture of products	~7%	-40 °C to RT	CH ₂ Cl ₂
6	PS-PhI(OAc) ₂ (soluble)	~1.1	Mixture of products	17%	-40 °C to RT	CH ₂ Cl ₂
7	PS-PhI(OAc) ₂ (insoluble)	~1.3	Complex mixture of products	low	-28 °C to -20 °C O/N	TFE and CH ₂ Cl ₂
8	PhI(OCOFC ₃)	~1.0	Complex mixture of products		-40 °C O/N	CH ₂ Cl ₂
9	PS-PhI(OCOFC ₃)	~1.0	Complex mixture of products	low	RT	CH ₂ Cl ₂
10	TPAP, O ₂	Catalytic	Complex mixture of products		RT	CH ₂ Cl ₂
11	Co(salen), O ₂	Catalytic	2 is main product	78%	RT	CH ₂ Cl ₂
12	Co(salen), chiral, O ₂	Catalytic	2 is main product	85% ^b	RT	CH ₂ Cl ₂

^a Together with carpanone, a small amount of another product, which is likely to be a configurational isomer, was formed. This has been reported previously.^{16, b} [α]_D = 0. ^c O/N = overnight reaction. ^d TFE = 2,2,2-trifluoroethanol.

reaction was observed, suggesting that the active catalyst remains associated with the support during the course of the reaction.

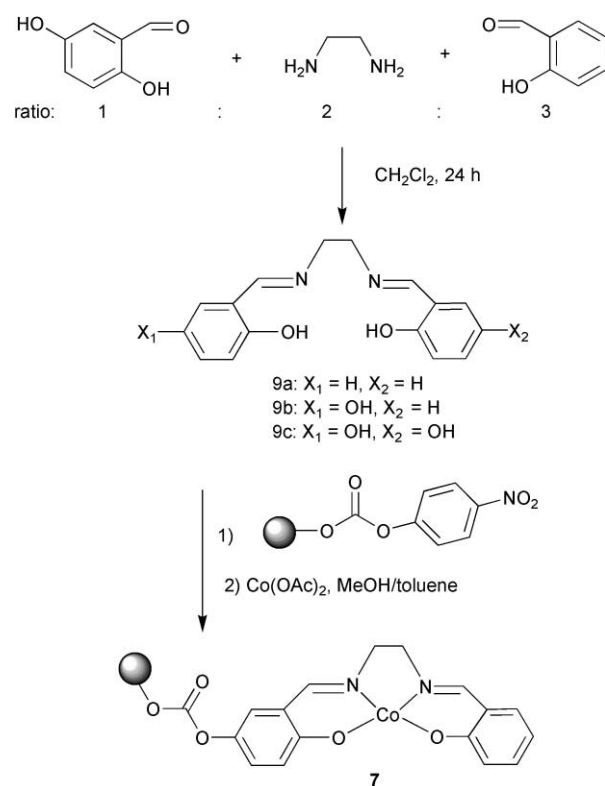
In an attempt to show that **6** can be recycled, we carried out a sequence of reactions on allylbenzene. The recovered polymer from the first conversion was reactivated with hydrogen and reused for a further three runs.¹⁵ The conversion dropped from quantitative to 95%, 91% and 75% in each subsequent run, suggesting some degradation of the catalyst (the *cis-trans* ratio remained constant). A recycling test was also carried out on dillapiole (entry 6) since this substrate required a shorter reaction time of 1.5 h for each run. The sequence proceeded from quantitative to 91% to 70%. The reaction did however proceed to completion on the fourth run after it was allowed to react overnight.

As a further investigation, the catalytic potential of **6** was tested using the dimethoxy substrate (entry 2). Employing catalyst **6** (2 mol%) for the isomerisation of 800 mg of the substrate resulted in 77% conversion after 24 h. Subsequent monitoring over an additional 3 day period showed a slow but steady progression to 84% conversion (day 2; 80%, day 3; 82%). The addition of a further batch of freshly prepared catalyst (1 mol%) allowed the reaction to proceed to completion over a further 48 h period.

Felkin's catalyst was reported to be selective towards primary allyl ethers and so far only primary allyl ethers and aryls have been tested. To test the selectivity of catalyst **6**, the non-primary allyl aryl (entry 15) was subjected to isomerising conditions with **6**. No isomerisation was observed, suggesting that catalyst **6** is also selective towards primary allyls.

Finally, the coupling of **1** to form carpanone **2** was carried out using hypervalent iodine reagents (Table 4). The transformation was successful using solution phase PhI(OAc)₂, yielding carpanone in 52% after chromatographic purification (entry 2). The reaction proceeded within minutes at room temperature but was found to give much cleaner transformations at lower temperatures. Encouraged by this result, the insoluble^{16a} and soluble^{16b} polymer-supported PhI(OAc)₂ were used to attempt this coupling under various conditions (entries 4–9). Although these reactions did form carpanone, the isolated yields were generally low and the reactions were not clean, and therefore were not acceptable.

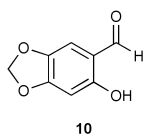
In 1981, Matsumoto and Kuroda successfully synthesised carpanone in excellent yield (94%) by the oxidation of **1** with molecular oxygen in the presence of Co(salen).¹⁷ A polymer-supported version of Co(salen) was therefore synthesised using a slight modification of Anis and Jacobsen's method for making polymer-supported chiral Co(salen) complexes for hydrolytic kinetic resolution of terminal epoxides (Scheme 4).¹⁸ The synthesis starts from readily available salicylaldehyde, gentisaldehyde and diethylamine. The reaction

**Scheme 4** Preparation of the Co(salen) catalyst **7**.

of these three starting materials produced a mixture of ligands. The hydroxy-terminated ligands were selectively captured by addition of hydroxymethylpolystyrene, derivatised as the corresponding 4-nitrophenyl carbonate, while the non-hydroxy-terminated ligand was washed away from the polymer-bound product. Finally, cobalt complexation was achieved by the addition of Co(OAc)₂·4H₂O. Elemental analysis indicated 2.2% Co which corresponds to a theoretical loading of 0.37 mmol g⁻¹.

Reagent **7** was used in catalytic amounts to transform **1** to carpanone **2** successfully by agitating a suspension of **7** and **1** in CH₂Cl₂ at room temperature under an atmosphere of O₂ (Scheme 2). However, a minor side product, the aldehyde **10** formed in this reaction. This side product was scavenged from the reaction mixture using polymer-supported trisamine scavenger. This procedure successfully converted **1** to carpanone in 80% yield and 98% HPLC purity without any aqueous work up or chromatographic purification. When a crude mixture of 11 : 1 *trans-cis* **1** and 4,5-methylenedioxy-2-propenylphenol was used, a further step was necessary to

remove the unreacted phenol. This was achieved using polymer-supported Na_2CO_3 to give carpanone in 70% yield.



10

In summary, the work reported above illustrates further the power of using immobilised systems in a multi-step fashion to produce complex products without the need for conventional work-up methods.

Experimental

Unless otherwise specified, all reactions involving polymers were carried out on a laboratory shaker IKA 125 at 250 rpm. All moisture sensitive reactions were carried out under an argon atmosphere using oven-dried glassware. All commercially available resins were washed and dried *in vacuo* prior to use. Diethyl ether (Et_2O) and tetrahydrofuran (THF) were distilled from sodium benzophenone ketyl; acetonitrile, benzene, dichloromethane, methanol and toluene from calcium hydride. All other solvents and reagents were used as supplied unless otherwise specified. Analytical TLC was performed using precoated glass-backed plates (Merck Kieselgel 60 F254) and visualised by ultra-violet radiation, acidic ammonium molybdate(IV) or potassium permanganate. Infra-red spectra were obtained on Perkin–Elmer Spectrum One FT-IR spectrometer. Single-bead infra-red spectra were recorded on a Perkin–Elmer Autoimage system with a spectrum 1000 IR bench. Samples for single bead IR spectroscopy were flattened using a Specac diamond compression cell. $^1\text{H-NMR}$ spectra were recorded in CDCl_3 on a Bruker Advance DPX-400 spectrometer at 400 MHz with residual chloroform as the internal reference ($\delta_{\text{H}} = 7.26$ ppm) and J values are given in Hz. $^{13}\text{C-NMR}$ spectra were recorded in CDCl_3 on the same spectrometer at 100 MHz with the central peak of chloroform as the internal reference ($\delta_{\text{C}} = 77.0$ ppm). DEPT 135 and two-dimensional (COSY, HMQC and HMBC) NMR spectroscopy were used, where appropriate, to aid in the assignment of signals in the $^1\text{H-NMR}$ and $^{13}\text{C-NMR}$ spectra. Mass spectra were obtained using electrospray techniques on a Bruker BIOAPEX 4.7 T FTICR spectrometer at the Department of Chemistry, University of Cambridge. Microanalyses were performed by Medac Ltd., Surrey. X-Ray crystal structures were determined at the Department of Chemistry, Lensfield Road, Cambridge. The microwave used was a prototype *Smith Synthesizer* supplied by Personal Chemistry, Sweden.

Preparation of 5-allyloxybenzo[1,3]dioxole 4

A solution of sesamol (1 g, 7.24 mmol) in acetonitrile–DMF 9 : 1 (40 ml) was added to PS–BEMP (Fluka, 2.2 mmol base g^{-1} , 9.87 g, 21.7 mmol). Allyl bromide (0.876 g, 7.24 mmol) was added and the resulting mixture agitated under an argon atmosphere at RT for 3 h. The polymer was removed by filtration and the resulting filtrate was filtered through a plug of silica and concentrated *in vacuo* to yield **4** as a colourless oil (1.27 g, 7.1 mmol, 98%); $\nu_{\text{max}}/\text{cm}^{-1}$ 1630 (C=C), 1501 (Ar C=C), 1242 & 1038 (C–O); δ_{H} (400 MHz, CDCl_3) 6.69 (1H, d, J 8.42, H-3), 6.51 (1H, d, J 2.56, H-6), 6.36 (1H, dd, J 8.42, 2.56, H-2), 6.00 (1H, m, $\text{CH}_2\text{CHCHH}'$), 5.91 (2H, s, OCH_2O), 5.39 (1H, dd, J 17.2, 1.83, $\text{CH}_2\text{CHCH}'\text{H}$), 5.27 (1H, dd, J 10.25, 1.83, $\text{CH}_2\text{CHCH}'\text{H}$), 4.47 (2H, d, J 5.49, OCH_2CH); δ_{C} (CDCl_3) 154.15, 148.27, 141.76, 133.50+, 117.45–, 107.89+, 106.01+, 101.08–, 98.31+, 69.73–.

Preparation of 6-allylbenzo[1,3]dioxol-5-ol (**5**)¹⁹

A mixture of **4** (200 mg, 1.12 mmol), 1-ethyl-3-methyl-1H-imidazolium hexafluorophosphate (280 mg) and toluene (3 ml)

was placed in a sealed tube heated with stirring at 220 °C for 3 × 15 min using microwave radiation. The mixture was cooled to RT in the microwave using a stream of pressurised (4 bar) nitrogen before filtration through a pad of silica using Et_2O as the eluent. The filtrate was concentrated *in vacuo* to yield **5** as a yellow solid (97% conversion); $\nu_{\text{max}}/\text{cm}^{-1}$ 3235 (OH), 1636 (C=C), 1504 (Ar C=C), 1205 & 1054 (C–O); δ_{H} (400 MHz, CDCl_3) 6.58 (1H, s, H-2), 6.43 (1H, s, H-5), 5.96 (1H, m, $\text{CH}_2\text{CHCHH}'$), 5.88 (2H, s, OCH_2O), 5.16 (1H, m, $\text{CH}_2\text{CHCHH}'$), 5.13 (1H, m, $\text{CH}_2\text{CHCHH}'$), 4.68 (1H, s, OH), 3.35 (2H, dt, J 6.22, 1.46, $\text{CH}_2\text{CHCHH}'$); δ_{C} (CDCl_3) 149.05, 147.16, 141.91, 136.81+, 117.20, 116.77–, 109.49+, 101.38–, 99.08+, 35.43–.

Polymer-supported iridium isomerisation catalyst (**8**)

Triphenylphosphine on polymer support (Fluka, 3 mmol g^{-1} , 1.49 g, 4.47 mmol) was added to a suspension of chloro-(cycloocta-1,5-diene)iridium(I)dimer (500 mg, 0.744 mmol) in THF (10 ml). The resulting suspension was agitated under an atmosphere of argon at RT for 24 h. The polymer turned dark red–brown. A solution of ammonium hexafluorophosphate (970 mg, 5.95 mmol) in THF (14 ml) was then added and the resulting suspension was agitated under an atmosphere of argon at RT for 24 h. The resulting red–brown polymer was washed sequentially with MeOH and CH_2Cl_2 and dried *in vacuo*. Elemental analysis indicated 12.5% iridium was present, corresponding to a theoretical loading of 0.65 mmol g^{-1} .

Preparation of *trans*-6-propenylbenzo[1,3]dioxol-5-ol (**1**)²

Solution phase. An oven dried Schlenk flask was charged with a suspension of $[\text{Ir}(\text{COD})(\text{PPh}_2\text{Me})_2]\text{PF}_6$ (138 mg, 0.16 mmol) in THF (10 ml). Hydrogen gas was bubbled through the solution until the red catalyst dissolved completely to give a pale yellow catalyst solution of $[\text{Ir}(\text{THF})_2\text{H}_2(\text{PPh}_2\text{Me})_2]\text{PF}_6$. The flask was evacuated and filled with argon 3 times. A solution of **5** (0.97 g, 5.4 mmol) in THF (10 ml) was cannulated into the catalyst solution and the resulting mixture was stirred under an atmosphere of argon for 1 h. The reaction was quenched with a buffer solution (pH 7), the organic layer extracted with Et_2O , dried (MgSO_4) and evaporated under reduced pressure. The residue was chromatographed (SiO_2 , 3 : 2 petroleum ether–diethyl ether) to give **1** (0.82 g, 85%) as a pale yellow solid; $\nu_{\text{max}}/\text{cm}^{-1}$ 3324 (OH), 1635 (C=C), 1508 (Ar C=C), 1245 & 1032 (C–O); δ_{H} (400 MHz, CDCl_3) 6.76 (1H, s, H-2), 6.48 (1H, dd, J 15.73, 1.83, CHCHCH_3), 6.39 (1H, s, H-5), 6.02 (1H, dq, J 15.73, 6.59, H-8), 5.88 (2H, s, OCH_2O), 4.90 (1H, s, OH), 1.881 (3H, dd, J 6.59, 1.83, CH_3); δ_{C} (CDCl_3) 147.23, 147.00, 128.10, 126.39+, 124.90+, 117.43, 105.88+, 101.01–, 98.19+, 18.70+.

Using polymer-supported reagent 8. An oven-dried flask was charged with catalyst **8** (150 mg) and THF (3 ml). Hydrogen gas was bubbled through the resulting suspension until the polymer turned from red to chrome yellow. The suspension was flushed with argon before a solution of **5** (35 mg, 0.20 mmol) in THF (1.5 ml) was cannulated into it. The resulting suspension was agitated under an atmosphere of argon at RT for 24 h. The polymer was removed *via* filtration and washed sequentially with Et_2O and CH_2Cl_2 . The filtrate was concentrated *in vacuo* and filtered through a plug of silica to give **1** with a *trans-cis* ratio of 11 : 1, and a small amount (<3%) of the hydrogenated product, 4,5-methylenedioxy-2-propenylphenol. Mass recovery was essentially quantitative.

Polystyrene-bound 4-nitrophenyl carbonate¹⁸

Hydroxymethyl polystyrene (Advanced Chemtech, 1% cross-linked, 1 mmol g^{-1} , 1.0 g), 4-nitrophenyl chloroformate (0.81 g, 4 mmol) and DMAP (0.12 g, 1 mmol) were combined, CH_2Cl_2 (14 ml) was added, and the resulting suspension agitated at RT for 1.5 h. Filtration and rinsing with anhydrous CH_2Cl_2

followed by drying *in vacuo* yielded white beads; ν_{\max} (single bead)/ cm^{-1} 1768 (C=O), 1527 (C–NO₂).

Dissymmetric salen ligand (9a, 9b, 9c)

Ethylenediamine (0.39 g, 6.4 mmol) was added to a solution of salicylaldehyde (1.17 g, 9.6 mmol) and 2,5-dihydroxybenzaldehyde (0.44 g, 3.2 mmol) in CH₂Cl₂ (50 ml). The reaction mixture was stirred under an atmosphere of argon at RT for 24 h, then concentrated *in vacuo* to yield a yellow solid. This product was used without further purification in the synthesis of **7** by resin-capture. The expected statistical yield of **9b** in this step is 2.4 mmol assuming equal reactivity of the two aldehydes, based on work by Jacobsen and co-workers;¹⁸ ν_{\max} / cm^{-1} 3284 (OH), 1633 (C=N).

Polystyrene-bound salen ligand

Dissymmetric salen ligand **9** (0.225 g, 0.3 mmol), DMAP (25 mg, 0.2 mmol) and diisopropyl ethylamine (DIPEA) (0.5 mg, 0.4 mmol) was added to a suspension of polystyrene-bound 4-nitrophenyl carbonate (0.250 g, ~0.2 mmol) in anhydrous DMF (5 ml). The resulting orange–yellow suspension was agitated at RT for 3 h, then filtered and rinsed sequentially with DMF, CH₂Cl₂, MeOH, CH₂Cl₂ and dried *in vacuo* to yield the product as yellow beads; ν_{\max} (single bead)/ cm^{-1} 1763 (C=O), 1635 (C=N). The absorbance at 1527 (C–NO₂) has disappeared completely.

Polystyrene-bound Co(salen) complex (7)

A solution of Co(OAc)₂·4H₂O (99 mg, 0.4 mmol) in 1 : 1 MeOH–toluene (4 ml) was added to the polystyrene-bound salen ligand (0.25 g) with agitation at RT. After 2 h, the beads were filtered, rinsed sequentially with MeOH and CH₂Cl₂ and dried *in vacuo* to yield dark brown beads; ν_{\max} (single bead)/ cm^{-1} 1763 (C=O), 1635 (C=N). Elemental analysis indicated 2.2% Co corresponding to a loading of 0.37 mmol g⁻¹.

Preparation of carpanone (2)^{1,2}

Polystyrene-bound Co(salen) **7** (49 mg) was added to a solution of 6-propenylbenzo[1,3]dioxol-5-ol **1** (34 mg, 0.19 mmol) in CH₂Cl₂ (2.5 ml). The resulting suspension was agitated under an atmosphere of oxygen at RT for 3 h. The polymer was removed by filtration and washed sequentially with CH₂Cl₂ and Et₂O. The filtrate was concentrated *in vacuo* and the resulting residue was dissolved in CH₂Cl₂ (2.5 ml). Polymer-supported trisamine (90 mg) was added and the resulting suspension agitated under an atmosphere of argon at RT for 2 h. The polymer was removed by filtration and the filtrate was filtered through a plug of silica with Et₂O as eluent. The solvent was evaporated *in vacuo* to yield carpanone (27 mg, 80%, HPLC purity, 98.10%) as a white solid. Recrystallisation from carbon tetrachloride gave white crystals; mp 185 °C [lit.² mp 185 °C]; δ_{H} (400 MHz, CDCl₃) 7.02 (1H, ddd, *J* 2.3, 0.9, 5.0, H-7'), 6.80 (1H, s, H-6), 6.33 (1H, s, H-3), 5.90 (1H, d, *J* 1.5, OC_aHHO), 5.87 (1H, d, *J* 1.5, OC_aHHO), 5.69 (1H, s, H-3'), 5.67 (1H, s, OC_bHHO), 5.63 (1H, s, OC_bHHO), 3.28 (1H, dd, *J* 7.4, 2.1, H-7), 3.17 (1H, ddd, *J* 7.4, 2.3, 2.3, H-6'), 2.52 (1H, m, H-8), 2.22 (1H, m, H-8'), 1.14 (3H, d, *J* 7.2, H-9), 0.71 (3H, d, *J* 7.6, H-9'); Found (ESI): [M + Na]⁺ 377.1001, C₂₀H₁₈O₆Na requires 377.1001. Data are consistent with those reported previously.^{1,2}

Crystal data: C₂₀H₁₈O₆, *M* = 354.34, monoclinic, *a* = 8.3846 (4), *b* = 27.9562 (17), *c* = 7.1987(4), β = 107.629(3)°, *U* = 1608.14(15) Å³, *T* = 180(2) K, space group *P*2₁, *Z* = 4, μ = 0.109 mm⁻¹, 8235 reflections collected, 2752 independent reflections (*R*_{int} = 0.0463). The final *wR*(*F*²) was 0.0873.⁵

§ CCDC reference number 187437. See <http://www.rsc.org/suppdata/p1/b2/b203388g> for crystallographic files in .cif or other electronic format.

When using a crude mixture of 11 : 1 *trans*–*cis* **1** and 4,5-methylenedioxy-2-propenylphenol, a further step was required to scavenge out the phenolic impurities: polymer-supported carbonate (Fluka, 3.5 mmol g⁻¹, 40 mg) and CH₂Cl₂ (2 ml) were added to the crude product and the resulting suspension was agitated at RT for 3 h. The polymer was removed by filtration and filtrate was concentrated *in vacuo* to give carpanone (24 mg, 70%) as a white solid.

General procedure for isomerisation reactions using reagent 8

An oven-dried flask was charged with catalyst **8** (150 mg) and THF (2.5 ml). Hydrogen gas was bubbled through the resulting suspension until the polymer turned from red to chrome yellow. The suspension was flushed with argon before a solution of the aryl allylic derivative or allyl ether (0.25 mmol) in THF (2.5 ml) was cannulated into it. The resulting suspension was agitated under an atmosphere of argon at RT for 24 h. The polymer was removed *via* filtration and washed sequentially with THF and CH₂Cl₂. The filtrate was concentrated *in vacuo*. Crude mass recovery was essentially quantitative and ¹H NMR spectroscopy was used to determine the *trans*–*cis* ratio. In these small scale reactions, ¹H NMR analysis also indicates up to 4% hydrogenated alkene product.

Preparation of 2-methoxy-6-(*E*)-prop-2-enylphenol.²⁰ Following the procedure above, *o*-eugenol¶ (41 mg, 0.25 mmol) was isomerised by reagent **8** to give the title compound as a yellow solid with a 19 : 1 *trans*–*cis* selectivity; ν_{\max} / cm^{-1} 3416 (OH), 1656 (C=C), 1612, 1586, 1475 (Ar C=C), 1270, 1064 (C–O–C), 973 (*trans* HC=CH); δ_{H} (400 MHz, CDCl₃) 6.98 (1H, d, *J* 7.68, Ar–H₃), 6.85–6.70 (2H, m, Ar–H), 6.68 (1H, dq, *J* 17.56, 1.83, CH=CHCH₃), 6.29 (1H, dq, *J* 17.56, 6.59, CH=CHCH₃), 5.82 (1H, s, OH), 3.87 (3H, s, OCH₃), 1.90 (3H, dd, *J* 6.59, 1.83, CH=CHCH₃); δ_{C} (CDCl₃) 146.63, 142.57, 126.87, 125.12, 124.34, 119.37, 118.85, 108.71, 56.06, 18.87.

Preparation of 1,2-dimethoxy-4-(*E*)-prop-2-enylbenzene.²¹ Following the procedure above, 4-allyl-1,2-dimethoxybenzene (45 mg, 0.25 mmol) was isomerised by reagent **8** to give the title compound as a colourless liquid with a 19 : 1 *trans*–*cis* selectivity; ν_{\max} / cm^{-1} 1603, 1583, 1512 (Ar C=C), 1230, 1026 (C–O–C), 962 (*trans* HC=CH); δ_{H} (400 MHz, CDCl₃) 6.69–6.83 (3H, m, Ar–H), 6.26 (1H, dq, *J* 15.73, 1.83, CH=CHCH₃), 6.02 (1H, dq, *J* 15.73, 6.59, CH=CHCH₃), 3.81 (3H, s, OCH₃), 3.78 (3H, s, OCH₃), 1.79 (3H, dd, *J* 6.59, 1.83, CH=CHCH₃); δ_{C} (CDCl₃) 148.97, 148.16, 131.15, 130.58, 123.72, 118.62, 111.22, 108.52, 55.87, 55.73, 18.28; Found (ESI): [M + Na]⁺ 201.0892, C₁₁H₁₄O₂Na requires 201.0891.

Preparation of 1-methoxy-4-(*E*)-prop-2-enylbenzene.²² Following the procedure above, 4-allylanisole (37 mg, 0.25 mmol) was isomerised by reagent **8** to give the title compound as a colourless liquid with a 97 : 3 *trans*–*cis* selectivity; δ_{H} (400 MHz, CDCl₃) 7.27 (2H, d, *J* 8.78, Ar–H), 6.84 (2H, d, *J* 8.78, Ar–H), 6.36 (1H, dq, *J* 15.72, 1.83, CH=CHCH₃), 6.10 (1H, dq, *J* 15.73, 6.59, CH=CHCH₃), 3.80 (3H, s, OCH₃), 1.87 (3H, dd, *J* 6.59, 1.83, CH=CHCH₃); δ_{C} (CDCl₃) 158.58–, 130.82–, 130.34+, 126.85+, 123.44+, 113.89+, 55.24+, 18.35+; Found (ESI): [M]⁺ 148.08942, C₁₀H₁₂O₁ requires 148.08878.

Preparation of 2,6-dimethoxy-4-(*E*)-prop-2-enylphenol.²³ Following the procedure above, 4-allyl-2,6-dimethoxyphenol (49 mg, 0.25 mmol) was isomerised by reagent **8** to give the title compound as a yellow liquid with a 24 : 1 *trans*–*cis* selectivity; ν_{\max} / cm^{-1} 3470 (OH), 1653 (C=C), 1603, 1516 (Ar C=C), 961 (*trans* HC=CH); δ_{H} (400 MHz, CDCl₃) 6.55 (2H, s, Ar–H), 6.29

¶ The IUPAC name for *o*-eugenol is 2-allyl-6-methoxyphenol.

(1H, dq, J 15.73, 1.83, $\text{CH}=\text{CHCH}_3$), 6.07 (1H, dq, J 15.73, 6.59, $\text{CH}=\text{CHCH}_3$), 5.46 (1H, s, OH), 3.87 (6H, s, OCH_3), 1.85 (3H, dd, J 6.59, 1.83, $\text{CH}=\text{CHCH}_3$); $\delta_{\text{C}}(\text{CDCl}_3)$ 147.07, 134.00, 130.92, 129.57, 123.76, 102.67, 56.19, 18.22.

Preparation of (*E*)-prop-2-enylbenzene.²⁴ Following the procedure above, allylbenzene (30 mg, 0.25 mmol) was isomerised by reagent **8** to give the title compound as a colourless liquid; $\nu_{\text{max}}/\text{cm}^{-1}$ 1598, 1578, 1496 (Ar C=C), 960 (*trans* HC=CH); $\delta_{\text{H}}(400 \text{ MHz}, \text{CDCl}_3)$ 7.47–7.20 (5H, m, Ar-H), 6.46 (1H, dq, J 15.73, 1.46, $\text{CH}=\text{CHCH}_3$), 6.28 (1H, dq, J 15.73, 6.59, $\text{CH}=\text{CHCH}_3$), 1.93 (3H, dd, J 6.59, 1.46, $\text{CH}=\text{CHCH}_3$); $\delta_{\text{C}}(\text{CDCl}_3)$ 137.94, 131.05, 128.44, 126.70, 125.81, 125.62, 18.44.

Preparation of 4,5-dimethoxy-(*E*)-prop-2-enylbenzo[1,3]-dioxole.²⁵ Following the procedure above, dillapiole (56 mg, 0.25 mmol) was isomerised by reagent **8** to give the title compound as a colourless oil with a 39 : 1 *trans-cis* selectivity; $\delta_{\text{H}}(400 \text{ MHz}, \text{CDCl}_3)$ 6.61 (1H, s Ar-H), 6.59 (1H, dq, J 15.73, 1.83, $\text{CH}=\text{CHCH}_3$), 6.05 (1H, dq, J 15.73, 6.59, $\text{CH}=\text{CHCH}_3$), 5.85 (2H, s, OCH_2O), 4.00 (3H, s, OCH_3), 3.74 (3H, s, OCH_3), 1.86 (3H, dd, J 6.59, 1.83, $\text{CH}=\text{CHCH}_3$); $\delta_{\text{C}}(\text{CDCl}_3)$ 145.04, 143.92, 137.53, 136.49, 125.17, 124.91, 124.84, 101.14, 98.34, 61.43, 60.02, 18.66; Found (ESI): $[\text{MH}]^+$ 223.09750, $\text{C}_{12}\text{H}_{15}\text{O}_4$ requires 223.0970.

Preparation of prop-2-enyloxybenzene.²⁶ Following the procedure above, allyl phenyl ether (20 mg, 0.15 mmol) was isomerised by reagent **8** to give the title compound as a colourless liquid as a mixture of 1 : 1 *trans-cis* isomers; $\delta_{\text{H}}(400 \text{ MHz}, \text{CDCl}_3)$ 7.22 (4H, m, Ar-H), 6.92 (6H, m, Ar-H), 6.34 (1H, dq, J 12.08, 1.46, $\text{OCH}=\text{CHCH}_3$ -*trans*), 6.30 (1H, dq, J 6.22, 1.83, $\text{OCH}=\text{CHCH}_3$ -*cis*), 5.29 (1H, dq, J 12.08, 6.95, $\text{CH}=\text{CHCH}_3$ -*trans*), 4.79 (1H, dq, J 6.22, 6.95, $\text{OCH}=\text{CHCH}_3$ -*cis*), 1.64 (3H, dd, J 6.95, 1.83, CH_3 -*cis*), 1.59 (3H, dd, J 6.95, 1.46, CH_3 -*trans*).

Prop-2-enyloxymethylbenzene.²⁷ Following the procedure above, allyl benzyl ether (30 mg, 0.20 mmol) was isomerised by reagent **8** to give the title compound as a colourless liquid as a mixture of 1 : 1 *trans-cis* isomers; $\delta_{\text{H}}(400 \text{ MHz}, \text{CDCl}_3)$ 7.34–7.16 (10H, m, Ar-H), 6.24 (1H, dq, J 12.44, 1.46, $\text{OCH}=\text{CHCH}_3$ -*trans*), 5.96 (1H, dq, J 6.22, 1.83, $\text{OCH}=\text{CHCH}_3$ -*cis*), 4.82 (1H, dq, J 6.59, 12.44, $\text{CH}=\text{CHCH}_3$ -*trans*), 4.72 (2H, s, PhCH_2O), 4.63 (2H, s, PhCH_2O), 4.37 (1H, m, $\text{OCH}=\text{CHCH}_3$ -*cis*), 1.83 (3H, dd, J 5.12, 1.83, CH_3 -*cis*), 1.49 (3H, dd, J 6.59, 1.46, CH_3 -*trans*).

(3-Allyloxy-(*E*)-prop-2-enyl)benzene.²⁸ Sodium hydride (60% w/w dispersion in oil) was added to a solution of cinnamyl alcohol (300 mg, 2.24 mmol) in dry DMF (5 ml) at 0 °C. The mixture was allowed to stir under argon for 30 min. Allyl bromide (0.23 ml, 2.68 mmol) was added dropwise and the reaction mixture was allowed to stir for a further 3 h. The reaction mixture was diluted with ether, quenched with water and the organic layer extracted with ether. The combined organic layers were washed with brine and dried (MgSO_4). The crude product was purified by column chromatography (4 : 1 petroleum ether–diethyl ether) to yield the title compound as a colourless liquid (324 mg, 83%); $\nu_{\text{max}}/\text{cm}^{-1}$ 1647, 1599, 1495 (Ar C=C), 1071 (C–O), 965 (RCH=CHR-*trans*), 921 (RCH=CH₂); $\delta_{\text{H}}(400 \text{ MHz}, \text{CDCl}_3)$ 7.24–7.45 (5H, m, Ar-H), 6.65 (1H, d, J 16.10, H-1), 6.33 (1H, dt, J 16.10, 5.85, H-2), 5.99 (1H, m, $\text{CH}=\text{CH}_2$), 5.34 (1H, ddt, J 17.2, 1.46, 1.46, $\text{CH}_2=\text{CHH}'$), 5.23 (1H, ddt, J 10.25, 1.46, 1.46, $\text{CH}_2=\text{CHH}'$), 4.19 (2H, dd, J 5.85, 1.46, H-3), 4.07 (2H, ddd, J 5.85, 1.46, 1.46, OCH_2CH); $\delta_{\text{C}}(\text{CDCl}_3)$ 136.74, 134.74, 132.38, 128.52, 127.62, 126.46, 126.07, 117.07, 71.11, 70.70.

Preparation of (3-propenyloxyprop-2-enyl)benzene. Following the procedure above, (3-allyloxypropenyl)benzene (25 mg, 0.14 mmol) was isomerised by reagent **8** (70 mg) to give the title compound as a colourless liquid with a mixture of 1 : 1 *trans-cis* isomers; $\delta_{\text{H}}(400 \text{ MHz}, \text{CDCl}_3)$ 7.40–7.42 (10H, m, Ar-H), 6.62 (2H, dq, J 16.10, 1.83, H-1), 6.33–6.22 (3H, m, H-2, $\text{OCH}=\text{CHCH}_3$ -*trans*), 6.02 (1H, dq, J 6.22, 1.46, $\text{OCH}=\text{CHCH}_3$ -*cis*), 4.87 (1H, m, $\text{CH}=\text{CHCH}_3$ -*trans*), 4.43 (1H, m, $\text{CH}=\text{CHCH}_3$ -*cis*), 4.41 (2H, dd, J 16.10, 1.83, H-3-*cis*), 4.33 (2H, dd, J 16.10, 1.83, H-3-*trans*), 1.62 (3H, dd, J 5.12, 1.83, CH_3 -*cis*), 1.56 (3H, dd, J 6.59, 1.46, CH_3 -*trans*).

Acknowledgements

We gratefully acknowledge the financial support from the Cambridge Commonwealth Trust, The British Council, The committee of Vice-Chancellors and Principals and AstraZeneca for PhD funding (to ALL), Pfizer Central Research for a Postdoctoral Fellowship (to IRB), the BP endowment and the Novartis Research Fellowship (to SVL). We thank Dr Andrew D. Bond for the X-ray structure determination.

References

- (a) S. V. Ley, O. Schucht, A. W. Thomas and P. J. Murray, *J. Chem. Soc., Perkin Trans. 1*, 1999, 1251; (b) J. Habermann, S. V. Ley and J. S. Scott, *J. Chem. Soc., Perkin Trans. 1*, 1999, 1253; (c) I. R. Baxendale and S. V. Ley, *Bioorg. Med. Chem. Lett.*, 2000, **10**, 1983; (d) I. R. Baxendale, G. Brusotti, M. Matsuoka and S. V. Ley, *J. Chem. Soc., Perkin Trans. 1*, 2002, 143; (e) I. R. Baxendale, S. V. Ley and C. Puitti, *Angew. Chem., Int. Ed.*, 2002, **41**, 2194, in press; (f) S. V. Ley, I. R. Baxendale, R. N. Bream, P. S. Jackson, A. G. Leach, D. A. Longbottom, M. Nesi, J. S. Scott, R. I. Storer and S. J. Taylor, *J. Chem. Soc., Perkin Trans. 1*, 2000, 3815; (g) S. V. Ley, I. R. Baxendale, G. Brusotti, M. Caldarelli, A. Massi and M. Nesi, *Il Farmaco*, 2002, **57**, 321; (h) S. V. Ley and I. R. Baxendale, *Chem. Rec.*, 2002 in press.
- (a) I. R. Baxendale, A.-L. Lee and S. V. Ley, *Synlett*, 2001, 1482; (b) I. R. Baxendale, A.-L. Lee and S. V. Ley, *Synlett*, 2001, 2004.
- I. R. Baxendale, A.-L. Lee and S. V. Ley, *Synlett*, 2002, 516.
- G. C. Brophy, J. Mohandas, M. Slaytor, S. Sternhell, T. R. Watson and L. A. Wilson, *Tetrahedron Lett.*, 1969, 5159.
- O. L. Chapman, M. R. Engel, J. P. Springer and J. C. Clardy, *J. Am. Chem. Soc.*, 1971, 6696.
- C. W. Lindsey, L. K. Chan, B. C. Goess, R. Joseph and M. D. Shair, *J. Am. Chem. Soc.*, 2000, **122**, 422.
- The reagent polymer-supported 2-*tert*-butylimino-2-diethylamino-1,3-dimethylperhydro-1,3,2-diazaphosphorine (PS-BEMP) had a loading of 2.3 mmol g^{-1} and was purchased from Fluka; Cat. No. 20026.
- A fully automated *Coherent Synthesis System* microwave machine was used. This was supplied by Personal Chemistry: Hammesplanaden 5, SE-753 19 Uppsala, Sweden; www.personalchemistry.com.
- M. Setty-Fichman, J. Blum and Y. Sasson, *Tetrahedron. Lett.*, 1994, **35**, 781.
- Tris(triphenylphosphine)rhodium(i) chloride polymer bound was purchased from Fluka; Cat. No. 93407.
- (a) D. Baudry, M. Ephritikhine and H. Felkin, *J. Chem. Soc., Chem. Commun.*, 1978, 694; (b) R. H. Crabtree, H. Felkin and G. E. Morris, *J. Chem. Soc., Chem. Commun.*, 1976, 716; (c) R. Yamamoto, N. Fujikawa and N. Miyanra, *Synth. Commun.*, 2000, **30**, 2383.
- Triphenylphosphine on polymer-support had a loading of 3 mmol g^{-1} and was purchased from Fluka; Cat. No. 93093.
- Proposed structure of the active species **6** and **8** is based on the solution-phase analogue (a) L. M. Haines and E. Singleton, *J. Chem. Soc., Dalton*, 1972, 1891; (b) see ref. 11c.
- (a) J. H. Kloosterman, J. H. Van Boom, P. Chatelard, P. Boullanger and G. Descotes, *Tetrahedron Lett.*, 1985, 5045; (b) J. J. Oltroovt, C. A. A. van Boeckel, J. H. de Koning and J. H. Van Boom, *Synthesis*, 1981, 305.
- All reactions were stopped after 16 h and the reaction mixture analysed directly.
- (a) H. Togo, G. Nogami and M. Yokoyama, *Synlett*, 1998, 534; S. V. Ley, A. W. Thomas and H. Finch, *J. Chem. Soc., Perkin Trans. 1*, 1999, 669; (b) H. Tohma, H. Morioka, S. Takizawa, M. Arisawa and Y. Kita, *Tetrahedron*, 2001, **57**, 345; G.-P. Wang and Z.-C. Chen, *Synth. Commun.*, 1999, **29**, 2859.

- 17 M. Matsumoto and K. Kuroda, *Tetrahedron Lett.*, 1981, **22**, 4437.
- 18 D. A. Annis and E. N. Jacobsen, *J. Am. Chem. Soc.*, 1999, **121**, 4147.
- 19 P. F. Schuda and W. A. Price, *J. Org. Chem.*, 1987, **52**, 1972.
- 20 J. Arnarp, J. Bielawski, B.-N. Dahlin, O. Dahlman, C. R. Enzell and T. Pettersson, *Acta. Chem. Scand.*, 1989, 44.
- 21 T. Yamashita, *Tetrahedron*, 1994, **50**, 9275.
- 22 I. N. N. Namboothiri and A. Hassner, *J. Organomet. Chem.*, 1996, 69.
- 23 A. F. A. Wallis, *Aust. J. Chem.*, 1973, **26**, 585.
- 24 J. C. Colberg, A. Rane, J. Vaquer and J. A. Soderquist, *J. Am. Chem. Soc.*, 1993, **115**, 6065.
- 25 J. Jakupovic and F. Eid, *Phytochemistry*, 1987, 2427.
- 26 A. Annuziata, C. Galli, M. Marinelli and T. Pau, *Eur. J. Org. Chem.*, 2001, **7**, 1323.
- 27 J. Otera and Y. Niibo, *Bull. Chem. Soc. Jpn.*, 1986, **59**, 3977.
- 28 S. Torii, S. Takagishi, T. Inokuchi and H. Okumoto, *Bull. Chem. Soc. Jpn.*, 1987, **60**, 775.